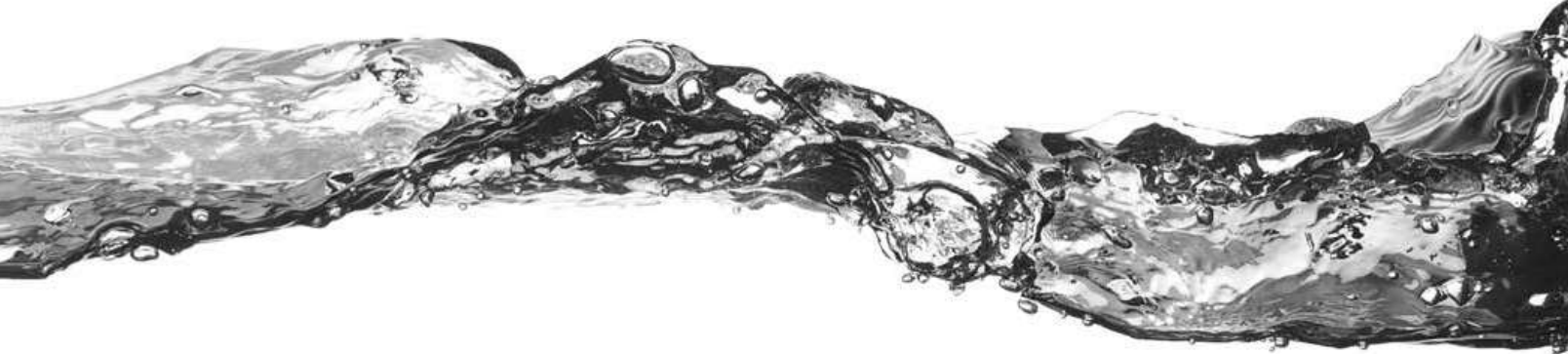


**Bold. Conservation.™**

Faucets. Showerheads. Toilets.



THE BOLD LOOK  
OF **KOHLER**®

# Saving without sacrificing. It's bold. It's Kohler.

## Performance. Water. Conservation doesn't have to mean sacrifice.

We've never been comfortable with the idea of conservation as making do with less. Rather, we believe it's about expecting more. That's why our commitment to conservation is first and foremost a commitment to offering our customers water-saving options that perform beyond expectation. So you can save without sacrificing.

With Kohler, that means you won't sacrifice design, performance or affordability. Our water-saving faucets, showerheads and toilets deliver the smart designs, beautiful style and single level of quality you've come to expect from Kohler. We decided years ago that compromise has no place in our commitment to water conservation.

As a result, our global team of engineers works tirelessly to develop technologies that improve water-use efficiency. The team ensures water savings is just one of many benefits our products offer. Designing kitchens and bathrooms should never come down to choices between saving water and performance. With Kohler, it never does.



## Kohler. Legacy.

Working toward sustainability is an ongoing journey for Kohler, and creating water-conserving products has been a key component since the 1970s. But to truly have an impact today requires something more – a willingness to take chances, a propensity for innovation and a commitment to making the world a better place. Fortunately, Kohler has a tradition of all three.

The seeds of sustainability were planted in 1913 when Walter Kohler worked with the Olmsted Brothers to develop the first of two 50-year plans for the green spaces of the Kohler Co. campus and the Village of Kohler. Because of these early efforts, the Village of Kohler has been a registered botanical garden since 2004. Kohler has preserved hundreds of acres of wilderness and wetlands as well, including River Wildlife, a 500-acre wildlife sanctuary.

We've grown into a global company, and our dedication to the environment looks quite a bit different today, with a global sustainability goal of net zero and a strategy to reduce and offset our environmental footprint every year until we reach that goal by 2035. We have a history of looking ahead and doing all we can to ensure the future of our community, our world. We honor that tradition by creating a better future.

So-called “free goods”  
such as sunshine and  
fresh air may be of  
more real worth than  
most economic goods.

– Walter J. Kohler, 1934



# Environmental Footprint. Net Zero.

Our sustainability goal of a net zero carbon and solid waste footprint by 2035 requires committed action right now, so we're focusing our efforts in some key areas:



## ENERGY

Kohler has been incorporating energy efficiency and reducing dependence on natural gas since the 1970s when we installed waste-heat recovery systems to capture and reuse pottery kiln exhaust. We recognize that global climate change today calls for dramatic action. Reworking our energy and greenhouse gas management to reduce energy use and carbon emissions in operations allows us to increase efficiency as a manufacturer while doing our part to decrease the impact of climate change.



## WATER

With four out of ten people affected by water scarcity, water conservation is crucial. Kohler already saves millions of gallons of water annually by reclaiming and reusing rinse water at our faucet manufacturing facility and in our product testing labs. To effect real change, we are reducing overall water consumption while continuing to develop exceptional water-conserving products that help our customers save thousands of gallons of water – just like we've been doing for over 30 years. Additionally, we've been working to raise awareness and educate people about water conservation at Save Water America events across the country and at [SaveWaterAmerica.com](http://SaveWaterAmerica.com).



## WASTE

KOHLER® Enamelled Cast Iron is a success story we're looking to repeat. Made in part with recycled material, our cast iron cuts down on process waste by making use of it on the front end. Additionally, our foundry melts thousands of tons of recycled and recaptured metal every year. Our on-site landfills ensure safe disposal of nonhazardous waste, and our active recycling programs recycle scrap metal, wood, corrugated material, paper and containers. And while we currently recycle waste oil, machine coolants, batteries, electronics and light bulbs, we plan to do even more by continuously reducing all our process waste.



## PACKAGING

In 2007 Americans generated 78 million tons of container and packaging waste. We're committed to helping reduce that number by developing more environmentally friendly packaging solutions, eliminating PVC and reducing our net packaging materials.



## GREEN BUILDING

As a growing global company, our renovation and new building projects are ongoing. Our sustainability goals include incorporating green building principles into all our facilities. For example, our Environmental, Health & Safety building achieved Silver LEED status and now uses 50% less water with KOHLER water-saving products. We also believe that preserving green spaces goes hand in hand with building green. To that end, Kohler reclaimed a former military training facility with leaking underground fuel tanks and abandoned landfills and transformed it into a pristine world-class golf course, preserving and creating acres of wetlands in the process. In addition, Kohler has established a 500-acre wildlife sanctuary, River Wildlife, as well as Eagle Valley Nature Preserve for migrating eagles.




## OFFSETS

As a global manufacturing company, there are some effects we simply can't change in the foreseeable future. We will participate in offset programs that allow us to purchase carbon credits. In turn, these credits fund projects that counter the effects of carbon emissions; for example, renewable energy or reforestation projects. Our voluntary support of offset programs helps ensure that our impact on the environment will be further minimized with the goal of reaching carbon neutrality by 2035.





**A 2010  
EPA WaterSense  
Excellence Award Winner**



## **Conservation. Partner.** Combined, our efforts make a world of difference.

### **EPA – WaterSense®**


Kohler was awarded Manufacturing Partner of the Year in 2008 and 2009 by the Environmental Protection Agency. The award recognizes Kohler's commitment to advancing the WaterSense mission, increasing awareness of the WaterSense program in a measurable way and demonstrating overall excellence in the water-efficiency arena.

In 2010, Kohler earned a WaterSense Excellence Award in Strategic Collaboration for continued leadership in water efficiency, which included reaching out to consumers with educational events and training more than 8,000 professionals.

The Environmental Protection Agency's WaterSense program promotes water-efficient products, programs and practices throughout the U.S. For information about the WaterSense program and these awards, visit [epa.gov/watersense](http://epa.gov/watersense).



To truly have an impact on the global environment, we believe collaborating with organizations and other businesses working toward sustainability is essential.



**Alliance for Water Efficiency**

The Alliance for Water Efficiency serves as a North American advocate for water-efficient products and programs and provides information and assistance on water-conservation efforts.



**United States Green Building Council**

Platinum Sponsor of Greenbuild 2011 in Toronto, Kohler is a member of the USGBC and endorses its mission to transform the way buildings and communities are designed, built and operated to improve the quality of life.



**Alliance for Sustainable Built Environments**

**Alliance for Sustainable Built Environments**

Kohler is a proud member of the Alliance for Sustainable Built Environments, which informs and educates decision makers on economically and environmentally sustainable choices for their facilities.

**Sometimes boldness is about clarity. A clear vision backed by action. Our vision is simple: create water-saving products people love to use. The action: just install, save and enjoy.**

**Saving Water. And You.** As a global concern, conserving water affects us all.

## Why conserve water?

Perhaps you've been fortunate enough to live in a water-rich environment and haven't yet felt the impact of increasing water shortages, and you're wondering what water conservation can possibly have to do with you. For starters, we know that

- Less than 1% of the world's freshwater supply is accessible for human use
- Nearly one billion people in the world lack safe drinking water
- Between now and 2015, the world's population is expected to increase every year by 74.8 million
- By the year 2013, at least 36 states in the U.S. anticipate local, regional or statewide water shortages
- Americans use an average of 70 gallons of water indoors every day per person – enough to fill 1,120 drinking glasses
- Toilets account for 25% of daily indoor water use in U.S. homes
- One-half of all toilets in U.S. homes are older, less efficient models
- 1.6 billion gallons of water are wasted in the U.S. every day because of inefficient toilets
- One leaky faucet, leaking at a rate of 60 drips per minute, wastes over 2,000 gallons of water annually



# Simple Savings. 39,000 gallons.

Three easy ways to embrace conservation without reservation.

Just by using water-efficient plumbing products, the average American can reduce his or her daily water use from 70 to 43 gallons. A family of four would save **39,000** gallons of water per year. To put things into perspective, that's the equivalent of



2,000 showers

- or -



1,950 loads of laundry

- or -



4,300 dishwasher cycles

- or -



an entire backyard swimming pool

- or -



a lifetime of drinking water for 3 people

- and -



hundreds of dollars off your water bill

1.

Choose Faucets with Water-Saving Aerators and save more than 14,700 gallons of water each year.



2.

Use Water-Conserving Showerheads or Handshowers and save over 7,700 gallons of water each year.



3.

Install High-Efficiency Toilets and save up to 16,500 gallons of water each year.



NOTE: Based on average usage of a household of four.

Purist® widespread bathroom sink faucet in Polished Chrome. K-14406-3-CP  
Purist 1.75 gpm multifunction handshower in Polished Chrome. K-978-CP  
Cimarron® Comfort Height® 1.28 gpf toilet in White. K-3609-0

It's our mission to provide a single level of quality. You can depend on KOHLER® water-saving products to deliver innovative design and lasting beauty.

**Inspired. Design.** Conserving water shouldn't compromise your style.

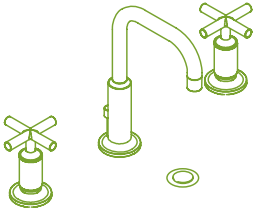
This is THE BOLD LOOK OF KOHLER®. These are the core elements every KOHLER kitchen and bath product delivers. You'll find the same sophisticated look and feel of our standard products but with the advantage of tremendous water savings. Our wide selection of styles, technologies and colors provides our customers with choices, so the aesthetic, the experience and the level of water savings are all determined by you. Our goal is to help you find the perfect balance between conservation and design – the balance that's right for you.



Forté® widespread bathroom sink faucet in Vibrant® Brushed Nickel. K-10272-4-BN  
Persuade® Curv Comfort Height® 1.0/1.6 gpf toilet with dual-flush technology in White. K-3723-0

# Pure. Performance.

Conservation and performance.  
We guarantee both.



## Faucets

### How much will I save?

WaterSense® labeled KOHLER® faucets with 1.5 gpm water-saving aerators offer a 45% water savings over older, less efficient 2.75 gpm faucets. For the average household, this can mean over 14,700 gallons of water saved each year and a reduction in monthly water bills.

### How does it work?

By precisely balancing water and air in an ideal combination that offers both the sensation and the effectiveness of a full flow, our faucets with water-saving aerators save water without reducing performance or efficiency.

### Why KOHLER?

All KOHLER bathroom sink faucets feature water-saving aerators, allowing you to conserve water while choosing from a wide array of designs. As with all KOHLER products, a single level of quality ensures lasting performance.

- KOHLER finishes exceed industry durability standards over two times
- Ceramic disc cartridges provide reliable operation for years



## Showerheads and Handshowers

### How much will I save?

For an average family of four taking approximately five-minute showers, our 1.75 gpm showerheads equal a 35% water savings over older, less efficient 2.75 gpm showerheads. In other words, you save 7,700 gallons of water per year.

### How does it work?

KOHLER WaterSense showerheads and handshowers feature three-function sprayheads that deliver an environmentally friendly 1.75 gpm flow while offering a range of spray coverage and experience options.

### Why KOHLER?

Offering WaterSense showerheads and handshowers in Purist®, Forté®, and Bancroft® designs that coordinate with contemporary, transitional and traditional shower environments, Kohler ensures that water conservation doesn't mean sacrificing style or performance.

- Easy-to-clean MasterClean™ sprayface reduces mineral buildup
- Rite-Temp® pressure-balancing valves offer the assurances of anti-scald protection and temperature regulation





## Toilets

### How much will I save?

Installing 1.28-gallon high-efficiency toilets saves up to 16,500 gallons of water per fixture over older, less efficient toilets found in almost half the homes in the United States. Depending on where you live, high-efficiency toilets can save hundreds of dollars on your water bill.

### How does it work?

Using innovative single-flush and dual-flush technologies to provide powerful water delivery, KOHLER® high-efficiency toilets outperform industry standards in bulk flushing, cleanliness and plug resistance.

### Why KOHLER?

Precision-engineering, smart design and the most rigorous testing make it possible for KOHLER water-conserving toilets to achieve tremendous water savings while exceeding industry performance standards.

- Our high-performance toilets provide consistent power, cleanliness and efficiency across a range of flushing technologies to suit individual preferences
- We measure 1,000 dimensions for each KOHLER toilet to ensure all-around performance



## Urinals

### How much will I save?

KOHLER waterless urinals can save up to 40,000 gallons of water per fixture every year and significantly reduce sewage and maintenance costs. In addition, we offer a selection of 0.125 or 0.5 gpf urinals for increased efficiency over 1.0 gpf standard urinals.


### How does it work?

Waterless urinals have a unique trapway design that ensures the sealing liquid isn't washed away. It also provides a barrier to block trapway odors. Through simple displacement, the liquid waste makes its way into the waste pipe.


### Why KOHLER?

Delivering outstanding water conservation, KOHLER waterless urinals feature cartridge-free integral trapways and optimized designs that virtually eliminate splashing. With a large, clean footprint, waterless urinals are ideal for retrofit.

- Cartridge-free integral trapways provide enhanced, convenient performance
- Thoughtfully designed interiors all but eliminate splashing



Product. Portfolio.



# Choose Faucets with Water-Saving Aerators

and save more than 14,700 gallons of water each year.

| Gallons per minute (gpm) | Likely if your home was built ... | Savings in gallons per year (gpy)  |
|--------------------------|-----------------------------------|--|
| 3.0                      | pre 1980                          | n/a  |
| 2.75                     | 1980 to 1993                      | 2,900 gpy from 3.0 gpm   |
| 2.2                      | 1994 to the present               | 5,900 gpy from 3.0 gpm<br>2,900 gpy from 2.75 gpm                              |
| 1.5                      | present                           | 17,700 gpy from 3.0 gpm<br>14,700 gpy from 2.75 gpm<br>11,800 gpy from 2.2 gpm |

Based on average household of four, each using a faucet 8.1 minutes a day, 365 days a year.

| Faucet Family Name | WaterSense* | Gallons Per Minute | Water Savings** | Centerset                   | Widespread                           | Single-Hole                  | Wall-Mount   |
|--------------------|-------------|--------------------|-----------------|-----------------------------|--------------------------------------|------------------------------|--|
| IV Georges Brass   | •           | 1.5                | 45%             | N/A                         | K-6811, K-6813                       | N/A                          | N/A  |
| Antique            | •           | 1.5                | 45%             | N/A                         | K-108, K-223<br>K-280                | K-138, K-139                 | K-T154   |
| Pinstripe          | •           | 1.5                | 45%             | N/A                         | K-13132                              | N/A                          | N/A  |
| Symbol             | •           | 1.5                | 45%             | N/A                         | N/A                                  | K-19480, K-19774<br>K-19909  | N/A  |
| Karbon             | •           | 1.5                | 45%             | N/A                         | K-6268†, K-6274                      | N/A                          | K-6269†, K-T6277   |
| Falling Water      | •           | 1.5                | 45%             | N/A                         | N/A                                  | N/A                          | K-T196, K-T197<br>K-T198, K-T199                               |
| Vas                | •           | 1.5                | 45%             | N/A                         | N/A                                  | K-11010                      | N/A  |
| Bol                | •           | 1.5                | 45%             | N/A                         | N/A                                  | K-11000                      | N/A  |
| Finial Traditional | •           | 1.5                | 45%             | N/A                         | K-310                                | N/A                          | K-T343, K-T344   |
| Panache            | •           | 1.5                | 45%             | N/A                         | N/A                                  | K-18140                      | N/A  |
| Cabriole           | •           | 1.5                | 45%             | N/A                         | N/A                                  | K-14616                      | N/A  |
| Stillness          | •           | 1.5                | 45%             | N/A                         | K-942                                | N/A                          | K-T944   |
| Purist             | •           | 1.5                | 45%             | N/A                         | K-14406, K-14407<br>K-14408, K-14410 | K-14402, K-14404             | K-T14412, K-T14413<br>K-T14414, K-T14415<br>K-T14416, K-T14417 |
| Stance             | •           | 1.5                | 45%             | N/A                         | N/A                                  | K-14760, K-14761             | N/A  |
| Margaux            | •           | 1.5                | 45%             | N/A                         | K-16232                              | K-16230, K-16231             | N/A  |
| Revival            | •           | 1.5                | 45%             | K-16100                     | K-16102, K-16104                     | N/A                          | K-T16106, K-T16107   |
| Memoirs Stately    | •           | 1.5                | 45%             | K-452                       | K-454                                | N/A                          | K-T448   |
| Oblo               | •           | 1.5                | 45%             | N/A                         | K-10086, K-10094                     | K-10085                      | K-10087  |
| Taboret            | •           | 1.5                | 45%             | K-8201                      | K-8211, K-8215                       | N/A                          | N/A  |
| Bancroft           | •           | 1.5                | 45%             | K-10579                     | K-10577                              | N/A                          | N/A  |
| Toobi              | •           | 1.5                | 45%             | N/A                         | N/A                                  | K-8959, K-8990               | N/A  |
| Fairfax            | •           | 1.5                | 45%             | K-12266                     | K-12265                              | K-12181, K-12182,<br>K-12183 | N/A  |
| Kelston            | •           | 1.5                | 45%             | K-13490                     | K-13491                              | N/A                          | N/A  |
| Archer             | •           | 1.5                | 45%             | K-11075                     | K-11076                              | N/A                          | N/A  |
| Devonshire         | •           | 1.5                | 45%             | K-393                       | K-394                                | N/A                          | N/A  |
| Forté              | •           | 1.5                | 45%             | K-10270                     | K-10272                              | K-10215, K-10217             | N/A  |
| Alteo              | •           | 1.5                | 45%             | K-45100                     | K-45102                              | N/A                          | N/A  |
| Refinia            | •           | 1.5                | 45%             | K-5316                      | K-5317                               | N/A                          | N/A  |
| Coralais           | •           | 1.5                | 45%             | K-15240, K-15241<br>K-15243 | K-15261, K-15265                     | K-15182, K-15681             | N/A  |

N/A – Not available

\*All KOHLER® bathroom sink faucets comply with WaterSense® guidelines

\*\*Compared to 2.75 gpm faucet

†This is a remote valve application with a custom 2" drilling



**IV Georges Brass®**

Widespread bathroom sink faucet with cross handles in Vibrant® Brushed Nickel.

K-6811-3-BN



**Antique**

Single-handle bathroom sink faucet with lever handle in Polished Chrome.

K-139-CP



**Pinstripe® Pure**

Widespread bathroom sink faucet with cross handles in Polished Chrome.

K-13132-3A-CP



**Symbol®**

Tall single-handle bathroom sink faucet with lever handle in Polished Chrome.

K-19774-4-CP



**Karbon®**

Wall-mount bathroom sink faucet in Polished Chrome with Black tubes.

K-6269-C12-CP



**Falling Water®**

Wall-mount bathroom sink faucet in Polished Chrome.

K-T197-CP/K-307-K-NA



**Vas®**

Single-handle ceramic bathroom sink faucet with Imperial Blue™ design and lever handle in Polished Chrome.

K-11010-VB-0



**Bol®**

Single-handle ceramic bathroom sink faucet in White with lever handle in Brushed Nickel.

K-11000-0



**Finial® Traditional**

Widespread bathroom sink faucet with lever handles in Polished Chrome.

K-310-4M-CP



**Panache®**

Single-handle bathroom sink faucet with lever handle in Polished Chrome.

K-18140-CP



**Cabriole®**

Single-handle bathroom sink faucet with lever handle in Polished Chrome.

K-14616-4-CP



**Stillness®**

Widespread bathroom sink faucet with lever handles in Polished Chrome.

K-942-4-CP



**Purist®**

Single-handle bathroom sink faucet with straight lever handle in Polished Chrome.

K-14402-4A-CP



**Stance®**

Tall single-handle bathroom sink faucet in Polished Chrome.

K-14761-4-CP



**Margaux®**

Widespread bathroom sink faucet with cross handles in Polished Chrome.

K-16232-3-CP





**Revival®**

Widespread bathroom sink faucet with lever handles in Polished Chrome.

K-16102-4A-CP



**Memoirs® Stately**

Centerset bathroom sink faucet with Stately design and Deco lever handles in Polished Chrome.

K-452-4V-CP



**Oblo®**

Widespread bathroom sink faucet in Polished Chrome.

K-10086-9-CP



**Taboret®**

Widespread bathroom sink faucet with lever handles in Polished Chrome.

K-8211-4-CP



**Bancroft®**

Monoblock bathroom sink faucet with metal lever handles in Polished Chrome.

K-10579-4-CP



**Toobi™**

Single-handle bathroom sink faucet in Polished Chrome.

K-8959-7-CP



**Fairfax®**

Single-handle bathroom sink faucet with lever handle in Polished Chrome.

K-12182-CP



**Kelston®**

Widespread bathroom sink faucet with lever handles in Polished Chrome.

K-13491-4-CP



**Archer®**

Widespread bathroom sink faucet with lever handles in Polished Chrome.

K-11076-4-CP



**Devonshire®**

Centerset bathroom sink faucet with lever handles in Polished Chrome.

K-393-N4-CP



**Forté®**

Single-handle bathroom sink faucet with sculpted lever handle in Polished Chrome.

K-10215-4-CP



**Alteo™**

Centerset bathroom sink faucet with lever handles in Polished Chrome.

K-45100-4-CP



**Refinia®**

Centerset bathroom sink faucet with lever handles in Polished Chrome.

K-5316-4-CP



**Coralais®**

Centerset bathroom sink faucet with lever handles in Polished Chrome.

K-15241-4-CP



WaterSense® labeled faucets use at least 30% less water than standard 2.2 gpm faucets while still meeting performance guidelines.

All faucets on these pages feature 1.5 gpm aerators and are certified to carry the WaterSense label.

# Use Water-Conserving Showerheads or Handshowers

and save over 7,700 gallons of water each year.

| Gallons per minute (gpm) | Likely if your home was built ... | Savings in gallons per year (gpy)  |
|--------------------------|-----------------------------------|--|
| 5.0                      | pre 1980                          | n/a  |
| 2.75                     | 1980 to 1993                      | 17,400 gpy from 5.0 gpm  |
| 2.5                      | 1994 to the present               | 19,300 gpy from 5.0 gpm<br>1,900 gpy from 2.75 gpm                           |
| 1.75                     | present                           | 25,100 gpy from 5.0 gpm<br>7,700 gpy from 2.75 gpm<br>5,800 gpy from 2.5 gpm |

Based on average household of four, each showering once a day for 5.3 minutes, 365 days a year.

| Showerhead/Handshower Product Name                      | Product Number | Gallons Per Minute | Water Savings* | Recommended Associated Products                        |
|---|----------------|--------------------|----------------|--|
| Purist Multifunction Handshower                         | K-978          | 1.75               | 35%            | Shower Hose K-9514 (60")/K-8593 (72")                  |
| Bancroft Multifunction Handshower                       | K-10549        | 1.75               | 35%            | Shower Hose K-9514 (60")/K-8593 (72")                  |
| Forté Multifunction Handshower                          | K-10298        | 1.75               | 35%            | Shower Hose K-9514 (60")/K-8593 (72")                  |
| MasterShower Multifunction Handshower                   | K-8543         | 2.0                | 27%            | Shower Hose K-9514 (60")/K-8593 (72")                  |
| Purist Multifunction Showerhead                         | K-997**        | 1.75               | 35%            | Showerarm K-7397                                       |
| Purist Single-Function Showerhead with Katalyst Spray   | K-939**        | 2.0                | 27%            | Showerarm K-7397                                       |
| Bancroft Multifunction Showerhead                       | K-10548**      | 1.75               | 35%            | Showerarm K-7397                                       |
| Bancroft Single-Function Showerhead with Katalyst Spray | K-14519**      | 2.0                | 27%            | Showerarm K-7397                                       |
| Forté Multifunction Showerhead                          | K-10240        | 1.75               | 35%            | Showerarm K-7397                                       |
| Forté Single-Function Showerhead with Katalyst Spray    | K-10327**      | 2.0                | 27%            | Showerarm K-7397                                       |
| MasterShower Multifunction Showerhead                   | K-8544**       | 2.0                | 27%            | Showerarm K-9511 with diverter/K-9512 without diverter |

\*Compared to 2.75 gpm showerhead

\*\*Product numbers refer to showerhead only



**Purist®**  
1.75 gpm multifunction handshower in Polished Chrome.  
K-978-CP



**Bancroft®**  
1.75 gpm multifunction handshower in Polished Chrome.  
K-10549-CP



**Forté®**  
1.75 gpm multifunction handshower in Polished Chrome.  
K-10298-CP



**MasterShower®**  
2.0 gpm multifunction handshower in Polished Chrome  
K-8543-CP



**Purist**  
1.75 gpm multifunction showerhead in Polished Chrome.  
K-997-CP/K-7397-CP



**Purist**  
2.0 gpm single-function showerhead with Katalyst™ spray in Polished Chrome.  
K-939-CP/K-7397-CP



**Bancroft**  
1.75 gpm multifunction showerhead in Polished Chrome.  
K-10548-CP/K-7397-CP



**Bancroft**  
2.0 gpm single-function showerhead with Katalyst spray in Polished Chrome.  
K-14519-CP/K-7397-CP



**Forté**  
1.75 gpm multifunction showerhead in Polished Chrome.  
K-10240-CP



**Forté**  
2.0 gpm single-function showerhead with Katalyst spray in Polished Chrome.  
K-10327-CP/K-7397-CP



**MasterShower**  
2.0 gpm multifunction showerhead in Polished Chrome.  
K-8544-CP/K-9512-CP

# Kitchen Solutions



Torq® deck-mount bridge kitchen faucet in Vibrant® Stainless.  
K-6125-4-VS

| Faucet Product Name                                    | Product Number | Gallons Per Minute | ADA* | Recommended Associated Products |
|--|----------------|--------------------|------|---------------------------------|
| Bellera Pull-Down Kitchen Faucet                       | K-560          | 1.8                | •    | Soap/Lotion Dispenser K-1893-C  |
| Cruette Pull-Down Kitchen Faucet                       | K-780          | 1.8                | •    | Soap/Lotion Dispenser K-1893-C  |
| Parq Deck-Mount Bridge Kitchen Faucet                  | K-6130-3/-4    | 1.8                | •    | Soap/Lotion Dispenser K-1994    |
| Parq Deck-Mount Bridge Kitchen Faucet with Sidespray   | K-6131-3/-4    | 1.8                | •    | Soap/Lotion Dispenser K-1994    |
| Parq Wall-Mount Bridge Kitchen Faucet                  | K-6132-3/-4    | 1.8                | •    | Soap/Lotion Dispenser K-1994    |
| Purist Deck-Mount Bridge Kitchen Faucet                | K-7547-4       | 1.8                | •    | Soap/Lotion Dispenser K-1995    |
| Purist Deck-Mount Bridge Kitchen Faucet with Sidespray | K-7548-4       | 1.8                | •    | Soap/Lotion Dispenser K-1995    |
| Purist Wall-Mount Bridge Kitchen Faucet                | K-7549-4       | 1.8                | •    | Soap/Lotion Dispenser K-1995    |
| Purist Pullout Kitchen Faucet                          | K-7505         | 1.8                | •    | Soap/Lotion Dispenser K-1995    |
| Purist Pullout Secondary Faucet                        | K-7506         | 1.8                | •    | Soap/Lotion Dispenser K-1995    |
| Purist Kitchen Faucet                                  | K-7507         | 1.8                | •    | Soap/Lotion Dispenser K-1995    |
| Purist Kitchen Faucet with Sidespray                   | K-7508         | 1.8                | •    | Soap/Lotion Dispenser K-1995    |
| Purist Secondary Faucet                                | K-7509         | 1.8                | •    | Soap/Lotion Dispenser K-1995    |
| Purist Secondary Faucet with Sidespray                 | K-7511         | 1.8                | •    | Soap/Lotion Dispenser K-1995    |
| Simplice Pull-Down Kitchen Faucet                      | K-596          | 1.8                | •    | Soap/Lotion Dispenser K-1895-C  |
| Simplice Pull-Down Kitchen Faucet with Remote Valve    | K-647          | 1.8                | •    | Soap/Lotion Dispenser K-1895-C  |
| Simplice Pull-Down Secondary Faucet                    | K-597          | 1.8                | •    | Soap/Lotion Dispenser K-1895-C  |
| Simplice Pull-Down Secondary Faucet with Remote Valve  | K-649          | 1.8                | •    | Soap/Lotion Dispenser K-1895-C  |
| Torq Deck-Mount Bridge Kitchen Faucet                  | K-6125-4       | 1.8                | •    | Soap/Lotion Dispenser K-1995    |
| Torq Deck-Mount Bridge Kitchen Faucet with Sidespray   | K-6126-4       | 1.8                | •    | Soap/Lotion Dispenser K-1995    |
| Torq Wall-Mount Bridge Kitchen Faucet                  | K-6127-4       | 1.8                | •    | Soap/Lotion Dispenser K-1995    |

\* **ADA** All products displaying this symbol or stating "ADA-compliant" will comply with the applicable ADA requirements as stated in the Americans with Disabilities Act of 2004.

NOTE: A WaterSense® standard does not exist for kitchen products.



**Bellera™**

Single-handle pull-down kitchen faucet in Polished Chrome.

K-560-CP



**Cruette™**

Single-handle pull-down kitchen faucet in Polished Chrome.

K-780-CP



**Parq™**

Deck-mount bridge kitchen faucet with lever handles in Polished Chrome.

K-6130-4-CP



**Parq**

Deck-mount bridge kitchen faucet with sidespray and Tri handles in Polished Chrome.

K-6131-3-CP



**Parq**

Wall-mount kitchen bridge faucet with Tri handles in Polished Chrome.

K-6132-3-CP



**Purist™**

Deck-mount bridge kitchen faucet in Polished Chrome.

K-7547-4-CP



**Purist**

Deck-mount bridge kitchen faucet with sidespray in Polished Chrome.

K-7548-4-CP



**Purist**

Wall-mount bridge kitchen faucet with in Polished Chrome.

K-7549-4-CP



**Purist**

Single-handle pullout kitchen faucet in Polished Chrome.

K-7505-CP



**Purist**

Single-handle pullout secondary faucet in Polished Chrome.

K-7506-CP



**Purist**

Single-handle kitchen faucet in Polished Chrome.

K-7507-CP



**Purist**

Single-handle kitchen faucet with sidespray in Polished Chrome.

K-7508-CP



**Purist**

Single-handle secondary faucet in Polished Chrome.

K-7509-CP



**Purist**

Single-handle secondary faucet with sidespray in Polished Chrome.

K-7511-CP



**Simplice™**

Single-handle pull-down kitchen faucet in Polished Chrome.

K-596-CP





**Simplice**

Pull-Down kitchen faucet with remote valve in Polished Chrome.

K-647-CP



**Simplice**

Pull-down secondary faucet in Polished Chrome.

K-597-CP



**Simplice**

Pull-down secondary faucet with remote valve in Polished Chrome.

K-649-CP



**Torq**

Deck-mount bridge kitchen faucet in Polished Chrome.

K-6125-4-CP



**Torq**

Deck-mount bridge kitchen faucet with sidespray in Polished Chrome.

K-6126-4-CP



**Torq**

Wall-mount bridge kitchen faucet in Polished Chrome.

K-6127-4-CP

# Filtered Water Kitchen Solutions



Carafe® Beverage faucet in Polished Chrome.  
K-18865-CP

| Filtered Water Faucet Product Name                          | Product Number | Technology | Gallons Per Minute | ADA* | Recommended Associated Products          |
|---|----------------|------------|--------------------|------|--|
| Wellspring Contemporary Beverage Faucet                     | K-6665         | N/A        | 1.6                | •    | Visit KOHLER.com for replacement filters |
| Wellspring Contemporary Beverage Faucet with Aquifer System | K-6665-F       | N/A        | 1.6                | •    | Visit KOHLER.com for replacement filters |
| Wellspring Traditional Beverage Faucet                      | K-6666         | N/A        | 1.6                | •    | Visit KOHLER.com for replacement filters |
| Wellspring Traditional Beverage Faucet with Aquifer System  | K-6666-F       | N/A        | 1.6                | •    | Visit KOHLER.com for replacement filters |
| Carafe Beverage Faucet                                      | K-18865        | N/A        | 2.2                | •    | Aquifer Water Filtration System K-200    |

**ADA** All products displaying this symbol or stating "ADA-compliant" will comply with the applicable ADA requirements as stated in the Americans with Disabilities Act of 2004.

NOTE: A WaterSense® standard does not exist for kitchen products.



### Wellspring®

Contemporary beverage faucet with Aquifer® water filtration system in Polished Chrome.

K-6665-F-CP



### Wellspring

Traditional beverage faucet with Aquifer water filtration system in Polished Chrome.

K-6666-F-CP



### Carafe

Filtered water faucet in Polished Chrome.

K-18865-CP

# Substitute Standard Commercial Faucets with Water-Saving Touchless Faucets

| Commercial Faucet Product Name                                 | Product Number                         | Technology | Gallons Per Minute | ADA* | Recommended Associated Products |
|--|--|------------|--------------------|------|---------------------------------|
| Falling Water Wall-Mount Touchless Bathroom Sink Faucet Trim** | K-T11836                               | Insight    | 0.5                | •    | 1160593 (.38 GPM Aerator)       |
| Purist Wall-Mount Touchless Bathroom Sink Faucet Trim**        | K-T11837, K-T11839, K-T11840, K-T11841 | Insight    | 0.5                | •    | 1160593 (.38 GPM Aerator)       |
| Memoirs Wall-Mount Touchless Bathroom Sink Faucet Trim***      | K-T11838                               | Insight    | 0.5                | •    | 1160593 (.38 GPM Aerator)       |
| Hybrid-Powered Sculpted Touchless Bathroom Sink Faucet         | K-7514, K-7515                         | Insight    | 0.5                | •    | 1160595 (.35 GPM Aerator)       |
| DC-Powered Sculpted Touchless Bathroom Sink Faucet             | K-13460, K-13461                       | Insight    | 0.5                | •    | 1160595 (.35 GPM Aerator)       |
| AC-Powered Sculpted Touchless Bathroom Sink Faucet             | K-13462, K-13463                       | Insight    | 0.5                | •    | 1160595 (.35 GPM Aerator)       |
| Hybrid-Powered Geometric Touchless Bathroom Sink Faucet        | K-7516, K-7517                         | Insight    | 0.5                | •    |                                 |
| DC-Powered Geometric Touchless Bathroom Sink Faucet            | K-13466, K-13467                       | Insight    | 0.5                | •    |                                 |
| AC-Powered Geometric Touchless Bathroom Sink Faucet            | K-13468, K-13469                       | Insight    | 0.5                | •    |                                 |
| Hybrid-Powered Gooseneck Touchless Bathroom Sink Faucet        | K-7518, K-7519                         | Insight    | 0.5                | •    | 1160593 (.38 GPM Aerator)       |
| DC-Powered Gooseneck Touchless Bathroom Sink Faucet            | K-13472, K-13473                       | Insight    | 0.5                | •    | 1160593 (.38 GPM Aerator)       |
| AC-Powered Gooseneck Touchless Bathroom Sink Faucet            | K-13474, K-13475                       | Insight    | 0.5                | •    | 1160593 (.38 GPM Aerator)       |

\*  All products displaying this symbol or stating "ADA-Compliant" will comply with the applicable ADA requirements as stated in the Americans with Disabilities Act of 2004.

\*\* Requires Hybrid Valve and Sensor Kit (K-11830) or AC Valve and Sensor Kit (K-11843)

\*\*\* Requires Hybrid Valve and Sensor Kit (K-11831) or AC Valve and Sensor Kit (K-11842)

NOTE: A WaterSense® standard does not exist for commercial products.



## Falling Water®

Wall-mount Touchless bathroom sink faucet trim with Insight™ technology in Polished Chrome.

K-T11836-CP



## Purist®

Wall-mount Touchless bathroom sink faucet trim with Insight technology in Polished Chrome.

K-T11837-CP  
K-T11839  
K-T11840  
K-T11841



## Memoirs®

Wall-mount Touchless bathroom sink faucet trim with Insight technology in Polished Chrome.

K-T11838-CP



## Sculpted

Touchless bathroom sink faucet with Insight technology in Polished Chrome.

K-7514-CP  
K-7515  
K-13460  
K-13461  
K-13462  
K-13463



## Geometric

Touchless bathroom sink faucet with Insight technology in Polished Chrome.

K-7516-CP  
K-7517  
K-13466  
K-13467  
K-13468  
K-13469



## Gooseneck

Touchless bathroom sink faucet with Insight technology in Polished Chrome.

K-7518-CP  
K-7519  
K-13472  
K-13473  
K-13474  
K-13475

# Install High-Efficiency Toilets

and save up to 16,500 gallons of water each year.



Wellworth® 1.28 gpf two-piece toilet in white  
K-3998-0

| Gallons per flush (gpf) | Likely if your home was built ... | Savings in gallons per year (gpy)                                  |
|-------------------------|-----------------------------------|--|
| 5.0                     | pre 1980                          | n/a  |
| 3.5                     | 1980 to 1993                      | 11,100 gpy from 5.0 gpf  |
| 1.6                     | 1994 to the present               | 25,300 gpy from 5.0 to 1.6 gpf<br>14,100 gpy from 3.5 to 1.6 gpf   |
| 1.28                    | optional since 2006               | 27,700 gpy from 5.0 to 1.28 gpf<br>16,500 gpy from 3.5 to 1.28 gpf |
| 1.0                     | optional since 2005               | 29,700 gpy from 5.0 to 1.0 gpf<br>18,600 gpy from 3.5 to 1.0 gpf   |

Based on average household of four, each flushing 5.1 times a day, 365 days a year.

| Toilet Product Name*   | Combination Model Number | Bowl Model Number | Tank Model Number | Flushing Technology  | Gallons Per Flush | Water Savings <sup>1</sup> | ADA** Compliant | WaterSense |
|--|--------------------------|-------------------|-------------------|----------------------|-------------------|----------------------------|-----------------|------------|
| Archer One-Piece   | K-3639                   | N/A               | N/A               | Single-Flush Gravity | 1.28              | 20%                        |                 | •          |
| Archer Comfort Height Two-Piece  | K-3551                   | K-4356            | K-4431            | Single-Flush Gravity | 1.28              | 20%                        | •               | •          |
| Bancroft Comfort Height Two-Piece  | K-3827                   | K-4067            | K-4383            | Single-Flush Gravity | 1.28              | 20%                        | •               | •          |
| Cimarron Comfort Height Two-Piece Round Front                            | K-3609/-RA               | K-4309            | K-4421/-RA        | Single-Flush Gravity | 1.28              | 20%                        | •               | •          |
| Cimarron Comfort Height Two-Piece  | K-3887/-RA               | K-4347            | K-4166/-RA        | Single-Flush Gravity | 1.28              | 20%                        |                 | •          |
| Devonshire Comfort Height Two-Piece                                      | K-3837/-RA               | K-4397            | K-4438            | Single-Flush Gravity | 1.28              | 20%                        | •               | •          |
| Gabrielle Comfort Height One-Piece                                       | K-3615                   | N/A               | N/A               | Single-Flush Gravity | 1.28              | 20%                        | •               | •          |
| Gabrielle Comfort Height One-Piece with C <sup>3</sup> Bidet Toilet Seat | K-3825                   | N/A               | N/A               | Single-Flush Gravity | 1.28              | 20%                        | •               | •          |
| Highline Classic Comfort Height Two-Piece                                | K-3519/-RA               | K-4304            | K-4484/-RA        | Assisted-Flush       | 1.0               | 38%                        | •               | •          |
| Highline Comfort Height Two-Piece  | K-3999/-RA               | K-4199            | K-4467/-RA        | Single-Flush Gravity | 1.28              | 20%                        | •               | •          |
| Highline Comfort Height Two-Piece 10" Rough-In                           | K-3889/-RA               | K-4373            | K-4467/-RA        | Single-Flush Gravity | 1.28              | 20%                        | •               | •          |
| Highline Comfort Height Two-Piece 14" Rough-In                           | K-3949/-RA               | K-4199            | K-4841/-RA        | Single-Flush Gravity | 1.28              | 20%                        | •               | •          |
| Kelston Comfort Height Two-Piece   | K-3755                   | K-4306            | K-4469            | Single-Flush Gravity | 1.28              | 20%                        | •               | •          |
| Memoirs Classic Comfort Height One-Piece                                 | K-3812                   | N/A               | N/A               | Single-Flush Gravity | 1.28              | 20%                        | •               | •          |
| Memoirs Classic Comfort Height Two-Piece                                 | K-3816                   | K-4380            | K-4433            | Single-Flush Gravity | 1.28              | 20%                        | •               | •          |
| Memoirs Stately Comfort Height One-Piece                                 | K-3813                   | N/A               | N/A               | Single-Flush Gravity | 1.28              | 20%                        | •               | •          |
| Memoirs Stately Comfort Height Two-Piece                                 | K-3817                   | K-4380            | K-4434            | Single-Flush Gravity | 1.28              | 20%                        | •               | •          |
| Numi Comfort Height One-Piece  | K-3900                   | N/A               | N/A               | Assisted-Flush       | 0.6 or 1.28       | 63% or 20%                 |                 | •          |
| Persuade Circ Comfort Height Two-Piece                                   | K-3753                   | K-4353            | K-4442            | Dual-Flush Gravity   | 1.0 or 1.6        | 38% or 0%                  |                 | •          |
| Persuade Curv Comfort Height Two-Piece                                   | K-3723                   | K-4353            | K-4441            | Dual-Flush Gravity   | 1.0 or 1.6        | 38% or 0%                  |                 | •          |
| Persuade Two-Piece   | K-3654                   | K-4322            | K-4419            | Dual-Flush Gravity   | 0.8 or 1.6        | 50% or 0%                  |                 | •          |
| Rêve One-Piece   | K-3797                   | N/A               | N/A               | Dual-Flush Gravity   | 0.9 or 1.6        | 44% or 0%                  |                 | •          |
| Saile One-Piece  | K-3564                   | N/A               | N/A               | Dual-Flush Gravity   | 0.8 or 1.6        | 50% or 0%                  |                 | •          |
| San Raphael Comfort Height One-Piece                                     | K-3597                   | N/A               | N/A               | Assisted-Flush       | 1.0               | 38%                        | •               | •          |
| San Raphael Comfort Height with C <sup>3</sup> Bidet Toilet Seat         | K-3607                   | N/A               | N/A               | Assisted-Flush       | 1.0 or 1.4        | 38% or 13%                 | •               | •          |
| San Raphael Comfort Height One-Piece                                     | K-3393                   | N/A               | N/A               | Assisted-Flush       | 1.0 or 1.4        | 38% or 13%                 | •               | •          |
| Santa Rosa Comfort Height One-Piece                                      | K-3810                   | N/A               | N/A               | Single-Flush Gravity | 1.28              | 20%                        | •               | •          |
| Tresham Comfort Height Two-Piece   | K-3950                   | K-4799            | K-4899            | Single-Flush Gravity | 1.28              | 20%                        | •               | •          |
| Wellworth Classic Two-Piece  | K-3531/-RA               | K-4303            | K-4484/-RA        | Assisted-Flush       | 1.0               | 38%                        |                 | •          |
| Wellworth Two-Piece  | K-3998/-RA               | K-4198            | K-4467/-RA        | Single-Flush Gravity | 1.28              | 20%                        |                 | •          |
| Wellworth Two-Piece Round-Front  | K-3997/-RA               | K-4197            | K-4467/-RA        | Single-Flush Gravity | 1.28              | 20%                        |                 | •          |
| Wellworth Two-Piece 14" Rough-In   | K-3948/-RA               | K-4198            | K-4841/-RA        | Single-Flush Gravity | 1.28              | 20%                        |                 | •          |
| Wellworth Two-Piece Round-Front 14" Rough-In                             | K-3947/-RA               | K-4197            | K-4841/-RA        | Single-Flush Gravity | 1.28              | 20%                        |                 | •          |
| STERLING Karsten Two-Piece   | 402028                   | 402026            | 402023            | Dual Force           | 0.8 or 1.6        | 50% or 0%                  |                 | •          |
| STERLING Karsten Luxury Height Two-Piece                                 | 402087                   | 402086            | 402023            | Dual Force           | 0.8 or 1.6        | 50% or 0%                  |                 | •          |
| STERLING Karsten Two-Piece Round-Front                                   | 402025                   | 402021            | 402023            | Dual Force           | 0.8 or 1.6        | 50% or 0%                  |                 | •          |
| STERLING Riverton Two-Piece  | 402084/-U                | 403215            | 404552/-U         | Pro Force            | 1.28              | 20%                        |                 | •          |
| STERLING Riverton Luxury Height Two-Piece                                | 402085/-U                | 403315            | 404552/-U         | Pro Force            | 1.28              | 20%                        | •               | •          |
| STERLING Riverton Two-Piece Round-Front                                  | 402083/-U                | 403015            | 404552/-U         | Pro Force            | 1.28              | 20%                        |                 | •          |
| STERLING Rockton Two-Piece   | 402027                   | 402026            | 402022            | Dual Force           | 0.8 or 1.6        | 50% or 0%                  |                 | •          |
| STERLING Rockton Luxury Height Two-Piece                                 | 402088                   | 402086            | 402022            | Dual Force           | 0.8 or 1.6        | 50% or 0%                  |                 | •          |
| STERLING Rockton Two-Piece Round-Front                                   | 402024                   | 402021            | 402022            | Dual Force           | 0.8 or 1.6        | 50% or 0%                  |                 | •          |
| STERLING Stinson Two-Piece   | 402076                   | 403070            | 402091            | Pro Force            | 1.28              | 20%                        |                 | •          |
| STERLING Stinson Luxury Height Two-Piece                                 | 402077                   | 403370            | 402091            | Pro Force            | 1.28              | 20%                        | •               | •          |
| STERLING Windham Two-Piece   | 402081                   | 403215            | 404555            | Pro Force            | 1.28              | 20%                        |                 | •          |
| STERLING Windham Luxury Height Two-Piece                                 | 402082                   | 403315            | 404555            | Pro Force            | 1.28              | 20%                        | •               | •          |
| STERLING Windham Two-Piece Round-Front                                   | 402080                   | 403015            | 404555            | Pro Force            | 1.28              | 20%                        |                 | •          |
| STERLING Windham Two-Piece Round-Front 14" Rough-In                      | 402078                   | 403015            | 404544            | Pro Force            | 1.28              | 20%                        |                 | •          |
| STERLING Windham Two-Piece 14" Rough-In                                  | 402079                   | 403215            | 404544            | Pro Force            | 1.28              | 20%                        |                 | •          |

<sup>1</sup>Compared to 1.6 gpf toilet

\*Elongated bowl shape unless otherwise indicated

\*\*  All products displaying this symbol or stating "ADA-compliant" will comply with the applicable ADA requirements as stated in the Americans with Disabilities Act of 2004.



**Archer®**  
1.28 gpf one-piece toilet.  
K-3639 (shown)  
K-3551 Comfort Height®  
two-piece



**Bancroft® Comfort Height®**  
1.28 gpf two-piece toilet.  
K-3827



**Cimarron®  
Comfort Height**  
1.28 gpf two-piece toilet.  
K-3609 (shown)  
K-3887



**Devonshire®  
Comfort Height**  
1.28 gpf two-piece toilet.  
K-3837



**Gabrielle®  
Comfort Height**  
1.28 gpf one-piece toilet.  
K-3615 (shown)  
K-3825 with C<sup>3</sup>® toilet seat  
with bidet functionality.



**Highline® Classic  
Comfort Height**  
1.0 gpf two-piece toilet with  
assisted-flush technology.  
K-3519



**Highline  
Comfort Height**  
1.28 gpf two-piece toilet.  
K-3999 (shown)  
K-3889 10" rough-in  
K-3949 14" rough-in



**Kelston®  
Comfort Height**  
1.28 gpf two-piece toilet.  
K-3755



**Memoirs® Classic  
Comfort Height**  
1.28 gpf one-piece toilet.  
K-3812 (shown)  
K-3816 two-piece



**Memoirs Stately  
Comfort Height**  
1.28 gpf two-piece toilet.  
K-3817 (shown)  
K-3813 one-piece



**Numi®  
Comfort Height**  
0.6/1.28 gpf one-piece toilet  
with bidet functionality.  
K-3900



**Persuade® Circ  
Comfort Height**  
1.0/1.6 gpf two-piece toilet  
with dual-flush technology.  
K-3753 (shown)  
K-3723 Curv Comfort Height



**Persuade**  
0.8/1.6 gpf two-piece toilet with  
dual-flush technology.  
K-3654





**Rêve™**

0.9/1.6 gpf one-piece toilet with dual-flush technology

K-3797



**Saile™**

0.8/1.6 gpf one-piece toilet with dual-flush technology.

K-3564



**San Raphael™  
Comfort Height**

1.0 gpf one-piece toilet with assisted-flush technology.

K-3597



**San Raphael™  
Comfort Height**

1.0 /1.4 gpf one-piece toilet with assisted-flush technology.

K-3393 (shown)  
K-3607 with C<sup>3</sup> toilet seat with bidet functionality



**Santa Rosa™  
Comfort Height**

1.28 gpf one-piece toilet.

K-3810



**Tresham™  
Comfort Height**

1.28 gpf two-piece toilet.

K-3950



**Wellworth™ Classic**

1.0 gpf two-piece toilet with pressure lite technology.

K-3531



**Wellworth**

1.28 gpf two-piece toilet.

K-3998 (shown)  
K-3948 14" rough-in  
K-3997 round-front  
K-3947 round-front 14" rough-in



**Karsten™**

0.8/1.6 gpf two-piece toilet with Dual Force™ technology.

402028 (shown)  
402087 Luxury Height™  
402025 round-front



**Riverton™**

1.28 gpf two-piece toilet with Pro Force™ technology and Insuliner™ tank lining.

402084-U (shown)  
402085-U Luxury Height  
402083 round-front



**Rockton™**

0.8/1.6 gpf two-piece toilet with Dual Force technology.

402027 (shown)  
402088 Luxury Height  
402024 round-front



**Stinson™**

1.28 gpf two-piece toilet with Pro Force technology.

402076 (shown)  
402077 Luxury Height



**Windham™**

1.28 gpf two-piece toilet with Pro Force technology.

402081 (shown)  
402082 Luxury Height  
402079 14" rough-in  
402080 round-front  
402078 round-front 14" rough-in



WaterSense® labeled toilets use at least 20% less water than standard 1.6-gallon toilets while still meeting strict flushing performance guidelines.

All toilets on these pages are certified to carry the WaterSense label.

# Install Touchless and Waterless Urinals

and save up to 40,000 gallons of water each year.

| Gallons per flush (gpf) | Year product was installed ... | Savings in gallons per year (gpy)                |
|-------------------------|--------------------------------|--|
| 1.0                     | pre 1994                       | n/a  |
| 0.5                     | option since 2004              | 20,000 gpy from 1 gpf                            |
| 0.0                     | option since 2006              | 40,000 gpy from 1 gpf<br>20,000 gpy from 0.5 gpf |

Based on average commercial setting.

| Urinal/Flushometer Product Name       | Product Number | Technology | Gallons Per Flush | Water Savings*   | ADA** | Recommended Associated Products***          |
|---------------------------------------|----------------|------------|-------------------|------------------|-------|---|
| Steward L Waterless Urinal            | K-4919         | Waterless  | 0.0               | 100%             | •     | Sealing Liquid K-1048656/Cleaner K-1048657  |
| Steward Waterless Urinal              | K-4918         | Waterless  | 0.0               | 100%             | •     | Sealing Liquid K-1048656/Cleaner K-1048657  |
| Steward S Waterless Urinal            | K-4917         | Waterless  | 0.0               | 100%             | •     | Sealing Liquid K-1048656/Cleaner K-1048657  |
| Bardon Touchless Urinal               | K-4915         | Washdown   | 0.5               | 50%              | •     |   |
| Bardon Urinal                         | K-4960-ER/-ET  | Washdown   | 0.5 or 1.0        | 50% (at 0.5 gpf) | •     | Flushometer K-10958/K-10675/K-13519 (0.5)   |
| Bardon 1/8th GPF Urinal               | K-4904-ER/-ET  | Washdown   | 0.125             | 87.5%            | •     | Flushometer K-10949/K-10668/K-13520 (0.125) |
| Darfield Urinal                       | K-5024-T       | Washdown   | 0.5 or 1.0        | 50% (at 0.5 gpf) | •     | Flushometer K-10958/K-10675/K-13519 (0.5)   |
| Dexter Urinal                         | K-5016-ER/-ET  | Siphon Jet | 0.5 or 1.0        | 50% (at 0.5 gpf) | •     | Flushometer K-10958/K-10675/K-13519 (0.5)   |
| Manual Urinal Flushometer             | K-13520        | Piston     | 0.125             | 87.5%            | •     | Urinal K-4904-ET                            |
| Manual Urinal Flushometer             | K-13519        | Piston     | 0.5               | 50%              | •     | Urinal K-4960-ET, K-5024-T, K-5016-ET       |
| WAVE Touchless Urinal Flushometer     | K-10668        | WAVE       | 0.125             | 87.5%            | •     | Urinal K-4904-ET                            |
| WAVE Touchless Urinal Flushometer     | K-10675        | WAVE       | 0.5               | 50%              | •     | Urinal K-4960-ET, K-5024-T, K-5016-ET       |
| Tripoint Touchless Urinal Flushometer | K-10949        | Tripoint   | 0.125             | 87.5%            | •     | Urinal K-4904-ET                            |
| Tripoint Touchless Urinal Flushometer | K-10958        | Tripoint   | 0.5               | 50%              | •     | Urinal K-4960-ET, K-5024-T, K-5016-ET       |

\*Compared to 1.0 gpf urinal

\*\*  All products displaying this symbol or stating "ADA-compliant" will comply with the applicable ADA requirements as stated in the Americans with Disabilities Act of 2004.

\*\*\*Retrofit WAVE and Tripoint, flushometers are also available for existing urinals.





**Steward<sup>®</sup> L**  
Waterless urinal in White.  
K-4919-0



**Steward**  
Waterless urinal in White.  
K-4918-0



**Steward S**  
Waterless urinal in White.  
K-4917-0



**Bardon<sup>™</sup> Touchless**  
0.5 gpf urinal in White.  
K-4915-0



**Bardon**  
0.5/1.0 gpf urinal in White.  
(Also available with rear spud)  
K-4960-ET-0



**Bardon 1/8<sup>th</sup> GPF**  
0.125 gpf urinal flushometer in  
Polished Chrome  
K-13520-CP



**Darfield<sup>™</sup>**  
0.5/1.0 gpf urinal in White.  
K-5024-T-0



**Dexter<sup>™</sup>**  
0.5/1.0 gpf urinal in White.  
(Also available with top spud)  
K-5016-ER-0



**Manual Flushometer**  
0.125 gpf urinal flushometer in  
Polished Chrome.  
K-13520-CP



**Manual Urinal Flushometer**  
0.5 gpf urinal flushometer in  
Polished Chrome  
K-13519-CP



**WAVE Flushometer**  
0.125 gpf Touchless urinal  
flushometer in Polished Chrome.  
K-10668-CP



**WAVE Flushometer**  
0.5 gpf Touchless  
urinal flushometer in  
Polished Chrome.  
K-10675-CP



**Tripoint<sup>®</sup> Flushometer**  
0.125 gpf Touchless urinal  
flushometer in Polished Chrome.  
K-10949-CP



**Tripoint Flushometer**  
0.5 gpf Touchless urinal  
flushometer in Polished Chrome.  
K-10958-CP



# Install Commercial Toilets and Flushometers



Bardon™ urinal in White.  
4960-ET-0  
WAVE 0.5 gpf Touchless urinal flushometer in Polished Chrome.  
K-10675-CP

| Bowl/Flushometer Product Name             | Product Number | Technology    | Gallons Per Flush | Water Savings* | ADA** | Recommended Associated Products***                  |
|---|----------------|---------------|-------------------|----------------|-------|---|
| Barrington Two-Piece                      | K-3652         | Pressure Lite | 1.0               | 38%            |       | Seat K-4650 or K-4664                               |
| Barrington Comfort Height Two-Piece       | K-3578         | Pressure Lite | 1.0               | 38%            | •     | Seat K-4650 or K-4664                               |
| Wellworth Two-Piece Two-Piece             | K-3531         | Pressure Lite | 1.0               | 38%            |       | Seat K-4650 or K-4665                               |
| Highline Classic Comfort Height Two-Piece | K-3519         | Pressure Lite | 1.0               | 38%            | •     | Seat K-4650 or K-4666                               |
| Anglesey Comfort Height Bowl              | K-4352         | Flush Valve   | 1.28              | 20%            | •     | Flushometer K-10673/K-10956, Seat K-4731-SC         |
| Primary 1.28 Flushometer Bowl             | K-4384         | Flush Valve   | 1.28              | 20%            |       | Flushometer K-10673/K-10956                         |
| Highline 1.28 Flushometer Bowl            | K-4405         | Flush Valve   | 1.28              | 20%            | •     | Flushometer K-10673/K-10956/K-13517, Seat K-4731-SC |
| Kingston Wall-Mount 1.28 Flushometer Bowl | K-4325         | Flush Valve   | 1.28              | 20%            | •     | Flushometer K-10673/K-10956/K-13517, Seat K-4731-SC |
| Kingston Wall-Mount Bowl (Rear Spud)      | K-4323         | Flush Valve   | 1.28              | 20%            | •     |   |
| Wellworth 1.28 Flushometer Bowl           | K-4406         | Flush Valve   | 1.28              | 20%            |       | Flushometer K-10673/K-10956/K-13517, Seat K-4731-SC |
| Manual Toilet Flushometer                 | K-13517        | Piston        | 1.28              | 20%            | •     | Toilet Bowl K-4405/K-4406/K-4325                    |
| WAVE Touchless Toilet Flushometer         | K-10673        | WAVE          | 1.28              | 20%            | •     | Toilet Bowl K-4405/K-4406/K-4325/K-4352/K-4321      |
| Tripoint Touchless Toilet Flushometer     | K-10956        | Tripoint      | 1.28              | 20%            | •     | Toilet Bowl K-4405/K-4406/K-4325/K-4352/K-4321      |

\*Compared to 1.6 gpf toilet

\*\* **ADA** All products displaying this symbol or stating "ADA-compliant" will comply with the applicable ADA requirements as stated in the Americans with Disabilities Act of 2004.

\*\*\*Retrofit WAVE and Tripoint, flushometers are also available for existing urinals.

NOTE: A WaterSense® standard does not exist for commercial products.



**Barrington™**

1.0 gpf two-piece toilet with Pressure Lite™ technology in White.

K-3652-0



**Barrington Comfort Height™**

1.0 gpf two-piece toilet with Pressure Lite technology in White.

K-3578-0



**Wellworth™ Classic**

1.0 gpf two-piece toilet with Pressure Lite technology in White.

K-3531-0



**Highline™ Classic Comfort Height**

1.0 gpf two-piece toilet with Pressure Lite technology in White.

K-3519-0



**Anglesey™ Comfort Height**

1.28 gpf flushometer bowl in White.

K-4352-0



**Primary™**

1.28 gpf flushometer bowl in White.

K-4321-0



**Highline**

1.28 gpf flushometer bowl in White.

K-4405-0



**Kingston™**

Wall-mount 1.28 gpf bowl with top spud in White.

K-4325-0



**Kingston**

Wall-mount 1.28 gpf flushometer bowl with rear spud in White.

K-4323-0



**Wellworth**

1.28 gpf flushometer bowl in White.

K-4406-0



**Manual Flushometer**

1.28 gpf toilet flushometer in Polished Chrome.

K-13517-CP



**WAVE Flushometer**

1.28 gpf Touchless toilet flushometer in Polished Chrome.

K-10673-CP



**Tripoint™ Flushometer**

1.28 gpf Touchless toilet flushometer in Polished Chrome.

K-10956-CP



**A 2010  
EPA WaterSense  
Excellence Award Winner**

**KOHLER**.com/savewater

THE BOLD LOOK  
OF **KOHLER**®

All statistical content not proprietary to Kohler was taken from the following sources:  
American Water Works Association (AWWA)    California Energy Commission  
Energy Star    *Residential End Uses of Water*, AWWA  
United Nations Environment Programme    U.S. Environmental Protection Agency  
World Health Organization    U.S. Department of the Interior

Form 1112144-1011  
© 2011 by Kohler Co.  
Kohler, Wisconsin 53044  
Printed in U.S.A.  
1-800-4-KOHLER  
(1-800-456-4537)  
**KOHLER**.com