

Features

- Brass construction
- Optimized sprayface and large nozzles with Katalyst® Air-induction for improved water coverage
- Leak-free ceramic disc valve with lifetime warranty
- Durable KOHLER finishes resist corrosion and tarnishing
- 200mm spout reach
- Adjustable inlet fittings with 15mm tolerance
- Includes 8" ultra thin round Katalyst Air Rainhead
- Includes 110 mm Renew Organic 3-function handshower

3 WAY SHOWER COLUMN-DIRECT CONNECTION 97825T-4



Codes/Standards Applicable

Specified model meets or exceeds the following:

- GB 18145-2014 • EN 817-2008

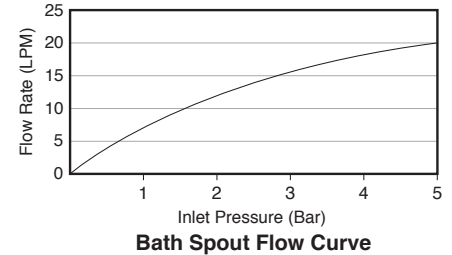
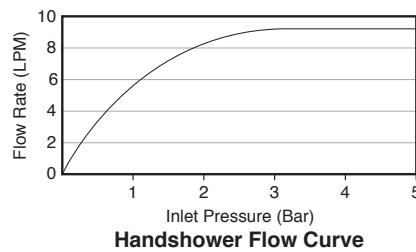
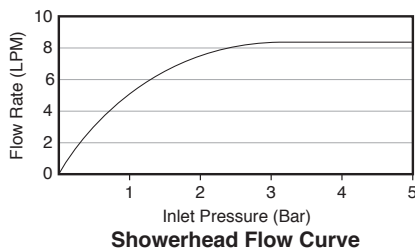
Installation Notes

- Install this product according to the installation guide.

Specified Model

| Model | Description | Color/Finished |
|----------|----------------------------------|----------------------|
| 97825T-4 | Aleo 3 Way Shower Column-Angular | Polished Chrome (CP) |

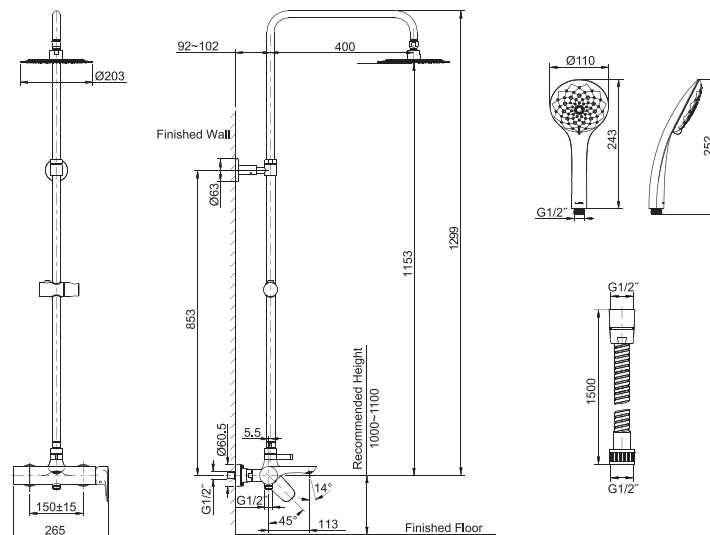
For a full range of color finishes in your market please contact your local Kohler representative.



- Note: 1. Flow rates are approximate. (1 gallon = 3.785 liters, 1 bar = 14.5 psi)
2. Flow rates shown with supplied flow regulators installed.

Dimensions are approximate.

Unit: mm



Product Diagram